


Safety isolating transformer, IP00

Type SUS

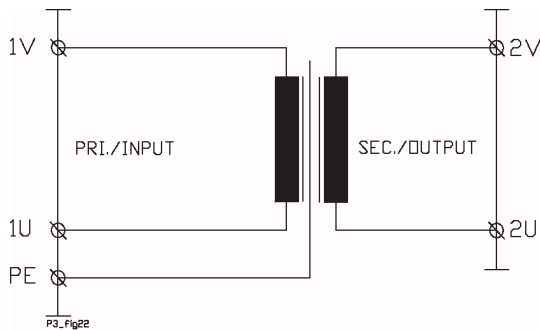
Open single-phase safety isolating transformer designed and tested according to norm EN61558-2-6. Separate insulated windings and protected against dust, humidity and corrosion through complete impregnation in heat tempered varnish. For fixed installation in cabinets or switchboards. The transformer is designed according to DnV, Lloyds register of shipping and Bureau Veritas standards which require 45°C ambient temperature.

Applications:

Industrial transformer designed for low voltage installation in processing industry and switchboards, class I. Even though the transformer is protected against involuntary contact with live parts, it has to be mounted in cover. Uncovered installation prohibited. The transformer must be protected against short circuit and overload with separate fuse arrangement.



Wiring diagram



Technical specifications

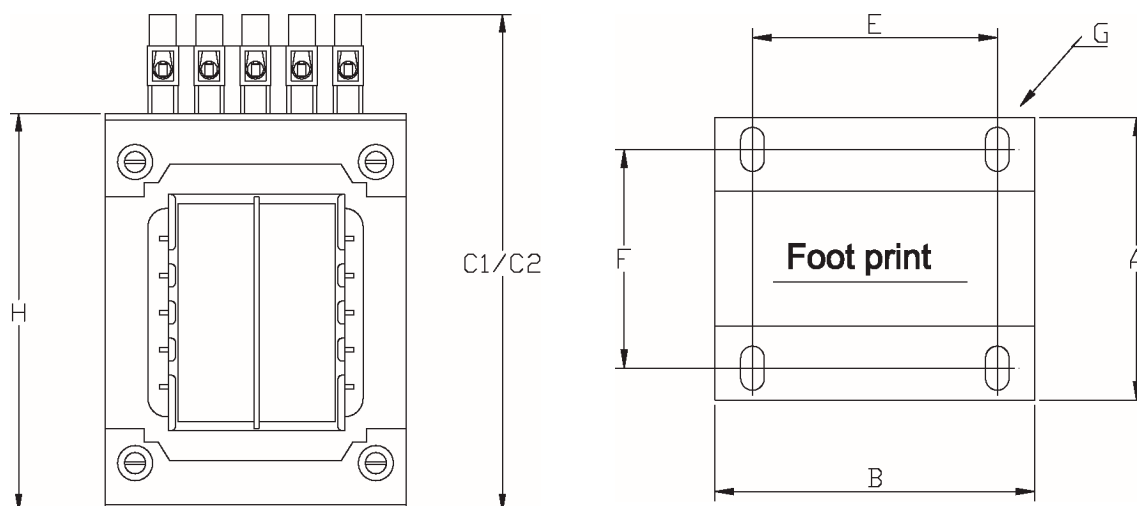
- Input voltage: 230V
- Frequency: 47-63Hz
- Output voltage: 24V
- According to: EN61558-2-6
- Test/insulating voltage: 4kV AC RMS
- Construction class: I
- Insulation class: B (130°C)
- Ambient temp. (t_a): 45°C
- Degree of protection: IP00

Standard types

Type	Voltage Sec. (V)	Current Sec. (A)	Power (VA)	Art. no.
230/24V				
SUS78B-23024	24	3,3	80	5-063-078524
SUS84B-23024	24	4,6	110	5-063-084524
SUS96B-23024	24	6,6	160	5-063-096524
SUS96C-23024	24	9,1	220	5-063-096824
SUS120A-23024	24	12,5	300	5-063-000053
SUS120B-23024	24	16,6	400	5-063-120524
SUS120C-23024	24	20,8	500	5-063-120824
SUS150B-23024	24	29,1	700	5-063-150524
SUS150C-23024	24	41,7	1000	5-063-150824

Information on losses and short-circuit currents on page I-18 & I-19

Dimensions



Dimensions

C1 = dim. with 4mm² con.
C2 = dim with 16mm² con.

Type	Dimensions (mm)								Weight (Kg)
	A	B	C1	C2	E	F	G	H	
SUS60A	47	50	87	92	38	36	3,6x7,0	65	0,6
SUS66A	49	55	96	101	44	38	3,6x7,0	74	0,7
SUS66B	61	55	96	101	44	50	3,6x7,0	74	1,0
SUS78A	58	65	108	113	50	45	4,8x9,0	86	1,2
SUS78B	67	65	108	113	50	54	4,8x9,0	86	1,5
SUS84B	75	70	113	118	56	61	4,8x9,0	91	1,9
SUS96B	80	80	124	129	56	63	4,8x9,0	102	2,8
SUS96C	94	80	124	129	56	77	4,8x9,0	102	3,5
SUS120A	88	100	150	155	84	66	5,8x11,0	128	4,3
SUS120B	100	100	150	155	84	78	5,8x11,0	128	5,1
SUS120C	120	100	150	155	84	98	5,8x11,0	128	6,6
SUS150A	107	125	182	187	90	78	5,8x11,0	160	7,9
SUS150B	124	125	182	187	90	95	5,8x11,0	160	9,9
SUS150C	150	125	182	187	90	121	5,8x11,0	160	13,3
SUS174B	148	145	205	210	122	116	7,0x13,0	183	14,7
SUS174C	168	145	205	210	122	136	7,0x13,0	183	19,9