

# Safety isolating transformers, UL-approved

## Type SUL

Open single-phase safety isolating transformer with separate insulated windings and protected against dust, humidity and corrosion through complete impregnation in heat tempered varnish. UL-approved and produced according to DNV, Lloyds register of shipping and Bureau Veritas regulations which include 45°C ambient temperature. Compact design, fixed installation, easy mounting in cabinets or switchboards.

### Applications:


Industrial isolating-/control-transformer suitable for installation which require protective separation between input and output.

SUL84A, SUL84B, SUL96C & SUL96C can be mounted on 35mm DIN-rail.

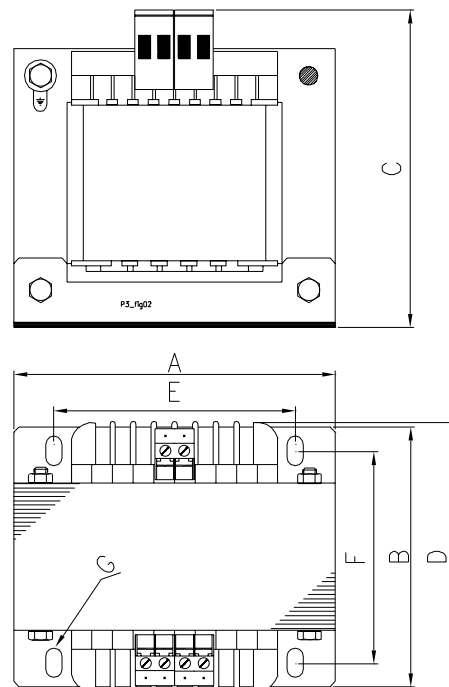
The transformer must be protected against overload and short circuit in the installation.

### Technical specifications

- Input voltage: 230-400 V  $\pm$  15 V
- Frequency: 47-63Hz
- Output voltage: 24V
- According to: EN61558, UL506,  
UL file no. E305755
- Test/insulating voltage: 4,5kV AC RMS
- Construction class: I
- Insulation class: IEC - B (130°C)  
UL - class A (105°C)
- Ambient temp. ( $t_a$ ): 45°C
- Degree of protection: IP00



Dimensions



Type	IEC Power	UL Power	Dimensions (AxBxC)	Weight	Art. no.	EAN no.
<b>0-215-230-385-400-415 V / 24 V</b>						
SUL84A-234024	63 VA	63 VA	84x86x98 mm	1,4 kg	4-065-084024	5703451013791
SUL84B-234024	100 VA	100 VA	84x86x98 mm	1,9 kg	4-065-084124	5703451013807
SUL96B-234024	160 VA	160 VA	96x102x106 mm	2,8 kg	4-065-096024	5703451013814
SUL96C-234024	250 VA	200 VA	96x102x106 mm	3,5 kg	4-065-096124	5703451013821
SUL120A-234024	320 VA	250 VA	120x86x120 mm	4,2 kg	4-065-120024	5703451013838
SUL120B-234024	400 VA	320 VA	120x98x120 mm	5,1 kg	4-065-120124	5703451013845
SUL120C-234024	500 VA	400 VA	120x117x120 mm	6,6 kg	4-065-120224	5703451013852
SUL150A-234024	630 VA	500 VA	103x150x147 mm	8,1 kg	4-065-150024	5703451013869
SUL150B-234024	800 VA	630 VA	150x120x147 mm	9,9 kg	4-065-150124	5703451013876
SUL150C-234024	1000 VA	800 VA	150x147x147 mm	13,3 kg	4-065-150224	5703451013883

# Safety isolating transformers, UL-approved

## Type SUL

Open single-phase safety isolating transformer with separate insulated windings and protected against dust, humidity and corrosion through complete impregnation in heat tempered varnish. UL-approved and produced according to DNV, Lloyds register of shipping and Bureau Veritas regulations which include 45°C ambient temperature. Compact design, fixed installation, easy mounting in cabinets or switchboards.

### Applications:


Industrial isolating-/control-transformer suitable for installation which require protective separation between input and output.

SUL84A, SUL84B, SUL96C & SUL96C can be mounted on 35mm DIN-rail.

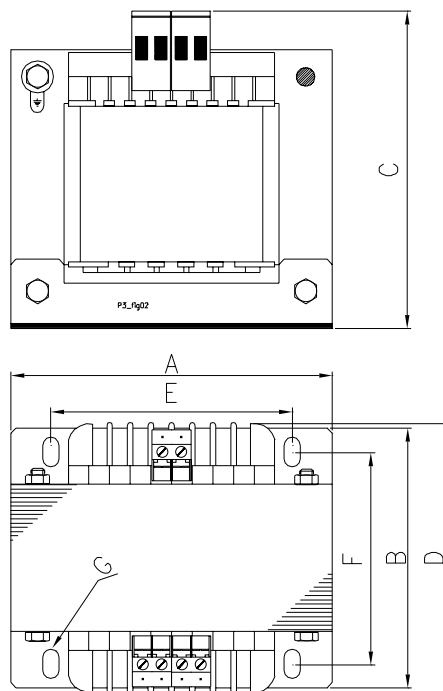
The transformer must be protected against overload and short circuit in the installation.

### Technical specifications

- Input voltage: 400-460 V ±20 V
- Frequency: 47-63Hz
- Output voltage: 24V
- According to: EN61558, UL506,  
UL file no. E305755
- Test/insulating voltage: 4,5kV AC RMS
- Construction class: I
- Insulation class: IEC - B (130°C)  
UL - class A (105°C)
- Ambient temp. (t<sub>a</sub>): 45°C
- Degree of protection: IP00



### Dimensions



Type	IEC Power	UL Power	Dimensions (AxBxC)	Weight	Art. no.	EAN no.
<b>0-380-400-420-440-460-480 V / 24 V</b>						
SUL84A-460024	63 VA	63 VA	84x86x98 mm	1,4 kg	8-065-460063	5703451014330
SUL84B-460024	100 VA	100 VA	84x86x98 mm	1,9 kg	8-065-460100	5703451014347
SUL96B-460024	160 VA	160 VA	96x102x106 mm	2,8 kg	8-065-460160	5703451014354
SUL96C-460024	250 VA	200 VA	96x102x106 mm	3,5 kg	8-065-460250	5703451014361

# Safety isolating transformers, UL-approved

## Type SUL


Open single-phase safety isolating transformer with separate insulated windings and protected against dust, humidity and corrosion through complete impregnation in heat tempered varnish. UL-approved and produced according to DNV, Lloyds register of shipping and Bureau Veritas regulations which include 45°C ambient temperature. Compact design, fixed installation, easy mounting in cabinets or switchboards.

### Applications:

Industrial isolating-/control-transformer suitable for installation which require protective separation between input and output.

SUL84A, SUL84B, SUL96C & SUL96C can be mounted on 35mm DIN-rail.

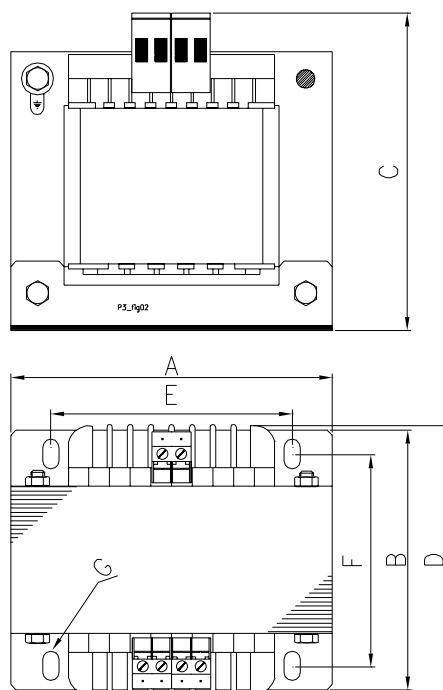
The transformer must be protected against overload and short circuit in the installation.



### Technical specifications

- Input voltage: 0-475-500-525-550-575-600 V
- Frequency: 47-63Hz
- Output voltage: 24V
- According to: EN61558, UL506, UL file no. E305755
- Test/insulating voltage: 4,5kV AC RMS
- Construction class: I
- Insulation class: IEC - B (130°C)  
UL - class A (105°C)
- Ambient temp. ( $t_a$ ): 45°C
- Degree of protection: IP00

### Dimensions



Type	IEC Power	UL Power	Dimensions (AxBxC)	Weight	Art. no.	EAN no.
<b>0-475-500-525-550-575-600 V / 24 V</b>						
SUL84A-500024	63 VA	63 VA	84x86x98 mm	1,4 kg	8-065-500063	5703451014781
SUL84B-500024	100 VA	100 VA	84x86x98 mm	1,9 kg	8-065-500100	5703451014798
SUL96B-500024	160 VA	160 VA	96x102x106 mm	2,8 kg	8-065-500160	5703451014804
SUL96C-500024	250 VA	200 VA	96x102x106 mm	3,5 kg	8-065-500250	5703451014811

The SUL series is designed for connection of a wide range of primary voltages.

Connect neutral conductor (N) and phase conductor (P) according to the tables below:

SUL 234 primary connections:

Primary voltage	Terminal				
	+15	0	15	230	400
215 V			N	P	
230 V		N		P	
245 V	N			P	
385 V			N		P
400 V		N			P
415 V	N				P

SUL 460 primary connections:

Primary voltage	Terminal				
	+20	0	20	400	460
380 V			N	P	
400 V		N		P	
420 V	N			P	
440 V			N		P
460 V		N			P
480 V	N				P

SUL 500 primary connections:

Primary voltage	Terminal				
	+25	0	25	500	575
475 V			N	P	
500 V		N		P	
525 V	N			P	
550 V			N		P
575 V		N			P
600 V	N				P

Secondary connections of 115/230V version:

The secondary can be coupled for an output voltage of either 115 V or 230 V.

Connect neutral conductor (N) and phase conductor (P) according to table below:

Secondary voltage	Terminal			
	0*	0**	115V*	115V**
115 V	N	N	P	P
230 V	N	●●	●●	P

For 115 V output, terminals 0\* and 0\*\* must be short circuited, and terminals 115V\* and 115V\*\* must be short circuited.

For 230 V output short circuit these ●● terminals.